

# 雅姿瑰麗彩妝系列

ARTISTRY™ Signature Color™ Makeup

FORWARD BEAUTY

# ARTISTRY™





GET  
COLOR  
COORDINATED  
QUICK AS A CLICK

瑰麗彩妝  
完美配搭

創意無限，彩妝隨你配搭！

雅姿瑰麗彩妝系列，以簡單完美的色彩配搭，助你打造迷人的眼部及面頰妝容，讓你時刻散發亮麗氣息。

雅姿，讓你輕鬆成為自己的專屬化妝師。

There's no better time than now to brush up on your makeup knowhow. ARTISTRY™ gives you a motivating boost of color confidence, focusing on the eyes and cheeks, with ARTISTRY Signature Color™ Collection. Inspired by our very name, ARTISTRY, you can easily become your own Makeup Artist!



## 雅姿瑰麗耀目四色眼影

### ARTISTRY™ Signature Color™ Eye Shadow Quads




雅姿瑰麗耀目四色眼影，以完美的色彩配搭，從低調到亮麗的四款色調，讓您輕鬆打造各式完美和諧的魅力眼妝，是你必備的化妝品。柔滑如絲的圓珠粉末配合薰衣草花蠟，閃耀珠光色澤，容易暈開且持久不脫色，讓雙眼整天耀目迷人。

The mistake-proof quads are designed as a makeup essential, with four low-to-high pigments, offering coordinated, unlimited eye looks. Silky, spherical powder formula infused with pearlescent color and lavender flower wax to blend beautifully and resist fading and creasing.



8393  
魅惑煙燻  
Smoky



8394  
自然亮彩  
Natural Glow



8395  
流金古銅  
Spice Bronze



8396  
紅粉菲菲  
Pink Chocolate



8397  
粉紫嫣紅  
Plumberry

雅姿瑰麗耀目四色眼影以補充裝形式發售，另備瑰麗化妝盒單獨出售。

ARTISTRY Signature Color™ Eye Shadow Quads are sold in refill packaging, with Signature Color™ Compact sold separately.



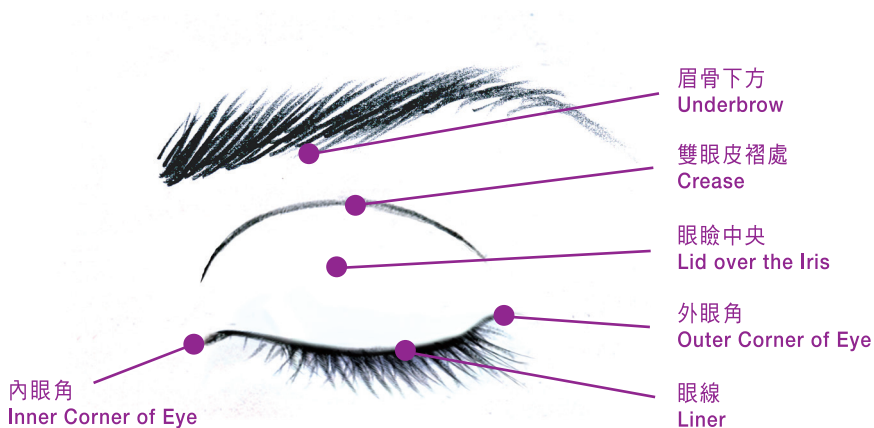
8404

瑰麗化妝盒

Signature Color™ Compact

可配合雅姿瑰麗耀目四色眼影或瑩彩胭脂使用。

Artistry Signature Color™ Blush or Eye Shadow Quads snap easily into place.



雅姿瑰麗耀目四色眼影中的4款色調，使用於不同位置可打造出不同效果，讓你輕鬆化出完美眼妝。

1號色 — 提亮眼瞼：最常用的顏色，可塗抹於眼瞼處進行打底，亦可局部使用作提亮效果

2號色 — 塑造輪廓：塗抹於雙眼皮褶處及外眼角，塑造輪廓

3號色 — 加強妝效：塗抹於眼瞼中央、內眼角或眉骨下方以營造深邃眼妝

4號色 — 描繪眼形：最深的顏色，用於勾劃眼形及眼線

**The ARTISTRY Signature Color™ Eye Shadow Quad shades are numbered for an easy application and placement.**

**Shade 1** – Highlight: used most frequently, as a base over eyelid or as a highlighter.

**Shade 2** – Contour: used to define the crease and the outer corner of the eye.

**Shade 3** – Accent: used in the center of the lid over the iris or on inner corner of eye or under the brow to add drama.

**Shade 4** – Define: deepest shade, used to define and line eyes.


# 雅姿瑰麗瑩彩胭脂

## ARTISTRY™ Signature Color™ Blush



採用超微細粒子及瑩彩珍珠成分，色彩亮麗，能夠提亮及突出面部輪廓，讓妝容臻於完美。當中的古銅金胭脂更可用作塑造輪廓，只需輕掃於顴骨下方、下巴及鼻樑處，便能令面形更立體纖細。優雅的自然質感配合細緻持久的色彩，帶來一整天完美氣色。

Specially incorporated with luxurious micro-fine pigments and color travelling pearls, it gives a radiant and 3D sweep of color to brighten, contour and complete any makeup look. You can use Golden Light to sweep under cheekbones, jawline, and along the inner bridge of the nose for a slimming, contoured effect. Gorgeously natural texture and stay true color lasts throughout the day.




8398  
古銅金  
Golden Light



8399  
閃桃紅  
Peachy Pink




8400  
珊瑚橙  
Fresh Coral



8401  
芭比紅  
Soft Rose



8402  
嫩粉紅  
Sweet Pink



8403  
豆沙紅  
Dusty Mauve

### 用法：

以胭脂掃的平面部份將胭脂塗抹於臉頰，並用掃的掃頭將胭脂自然暈開。  
不同的塗抹方式可打造不同妝效：

- 打造輪廓：由耳朵前方開始，將胭脂掃向嘴角，可塑造自然面部輪廓
- 豐盈面頰：由蘋果肌開始，將胭脂掃向太陽穴，可營造飽滿面頰

### Application:

Use flat side of applicator brush to apply color on cheek and edge of brush to contour  
Different ways of applying blush to give your cheeks an ideal glow:

- **Create Contour:** Start in front of ear and sweep blush towards corner of mouth to create soft contour
- **Plump Cheeks:** Start on apple of cheeks and sweep towards temple to create plump cheeks

雅姿瑰麗瑩彩胭脂以補充裝形式發售，另備瑰麗化妝盒單獨出售。

ARTISTRY™ Signature Color™ Blush is sold in refill packaging, with Signature Color™ Compact sold separately.


# 雅姿瑰麗持久眼線筆

ARTISTRY™ Signature Color™ Longwearing Eye Pencil



雅姿瑰麗持久眼線筆觸感柔滑、色澤鮮明，可輕易描繪細緻自然或驚豔迷人的眼線，防水的持久配方讓眼線維持12小時不脫色，即使於潮濕炎熱的日子仍能維持眼妝整天明亮動人。配方蘊含荷荷芭油、維他命E及棉花籽油，輕盈滋潤，經眼科醫生及皮膚科醫生測試，敏感性眼睛及隱形眼鏡佩戴者亦可安全使用。備有眼線筆筆刨單獨出售。

This beautifully performing eyeliner pencil lines and defines easily with smooth, even, highly pigmented color. Long-wearing and waterproof formula wears up to 12 hours that holds up through heat, humidity and long days without smudging or smearing. Creamy-light formula enriched with conditioning Jojoba oil, Vitamin E and cottonseed oil makes application as easy as it is long-wearing. Ophthalmologist and dermatologist tested; safe for sensitive eyes and contact lens wearers. Sharpener sold separately.



8921  
檀黑  
Black



8922  
棕啡  
Brown



8923  
閃炭  
Graphite Shimmer



8924  
濃紫  
Plumberry

## 配件 Accessory :


9592  
眼線筆筆刨  
Signature Color™ Sharpener

## 用法：

用眼線筆沿著上眼睫毛根部，輕輕描繪出眼線。用另一端的暈染棒將眼線輕輕暈染開，即可打造煙燻眼妝，妝容維持長達12小時。描繪下眼線時，宜用輕柔纖細的線條，讓效果更自然。

## Application:

Gently draw the pencil across the upper lash line. For a smoky eye, blend line gently using the smudger and allow to set for up to 12-hour wear. For lower lash line use short feathery strokes for a more natural look.



**Amway**

© 2020 版權所有 美國安利（香港）日用品有限公司。

© 2020 Copyright Amway Hong Kong Limited. All rights reserved.

安利諮詢熱線 Amway Service Hotline: 2969 6300 網址 Website: [www.amway.com.hk](http://www.amway.com.hk)



2 6 7 4 6 8

 ARTISTRY Hong Kong

